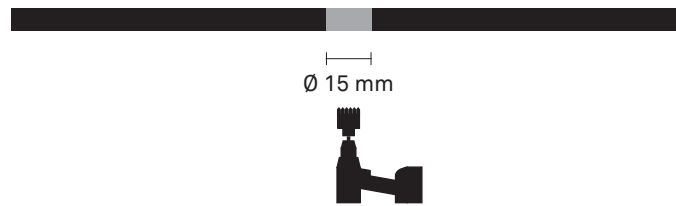


saas focus

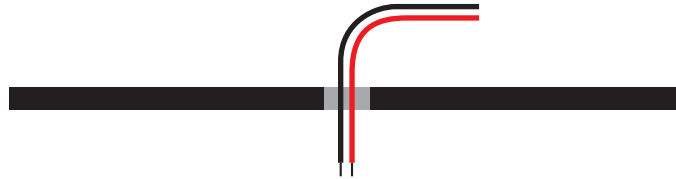
INSTRUCTIONS / CONNECTION WITHOUT SAAS WIRE

1



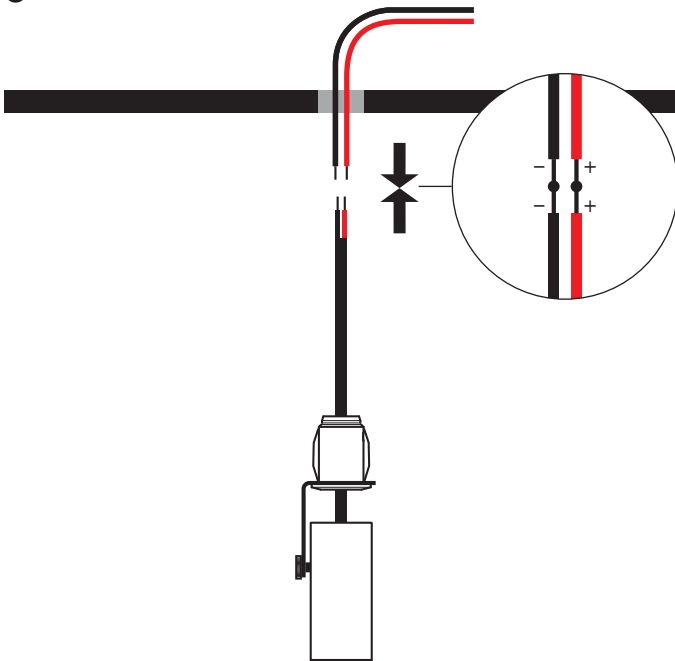
Drill 15 mm holes for the led-lights.

2



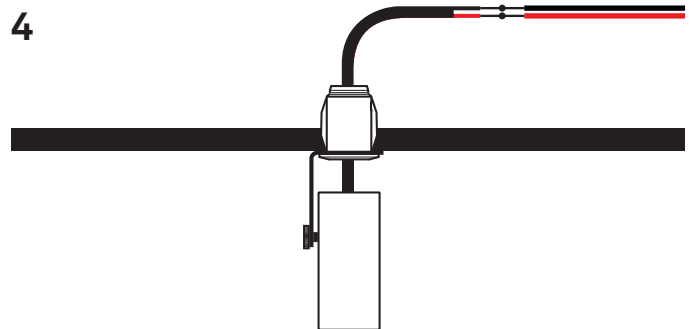
Slide the wires through the drilled holes.

3



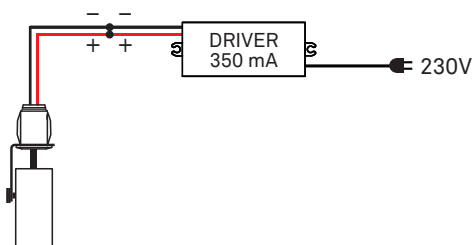
Connect the lights with the cables, make sure the power is turned off. The cabling can be extended up to 20 m. After this, switch on power to check that all fixtures are working properly.

4



Lastly, push the led-lights into the drilled holes. The fittings are installed in the drilled holes using the installation springs.

5 Connection scheme with one fixture:



Connection scheme with several fixtures (series connection):

