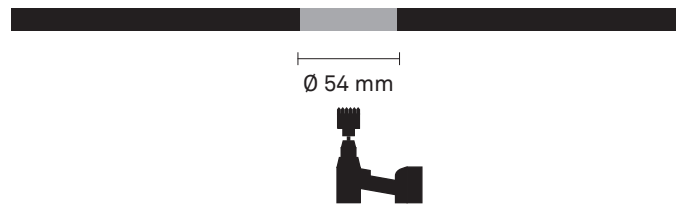


# saas power spot R

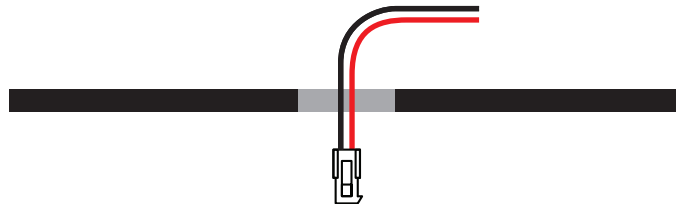
## INSTRUCTIONS

1



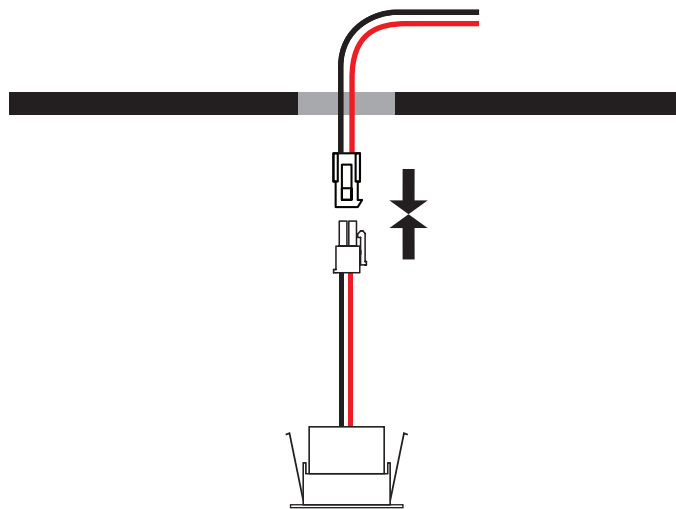
Drill 54 mm holes for the led-lights.

2



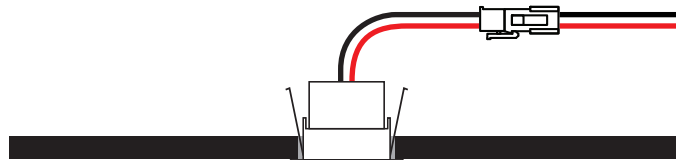
Slide the wires through the drilled holes.

3



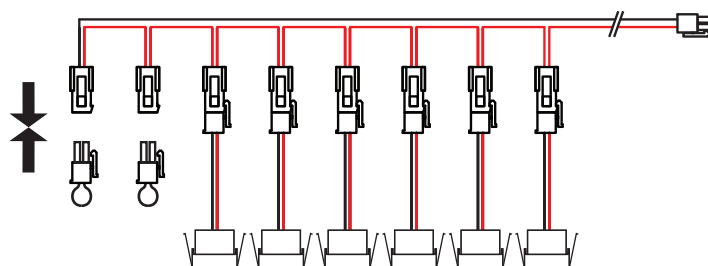
Connect the lights with the cable harness, make sure the power is turned off. The cabling can be extended up to 20 m. After this, switch on power to check that all fixtures are working properly.

4



Lastly, push the led-lights into the drilled holes. The fittings are installed in the drilled holes using the installation springs.

5



Fit the *saas loop* on all the connectors that are not in use on the cable harness.